



### District Report Card: 2017


<b>State:</b> Maharashtra	<b>District:</b> Nagpur
<b>Class:</b> 5	<b>Subject:</b> Language
<b>Schools:</b> 61	<b>Students:</b> 1508


### Participation/Coverage


#### Students

 GENDER	Boys		Girls	
	Number	%	Number	%
	743	49.27	765	50.73

 AREA	Rural		Urban	
	Number	%	Number	%
	491	32.56	1017	67.44

 CATEGORY	SC		ST		OBC		GEN	
	Number	%	Number	%	Number	%	Number	%
	256	16.98	162	10.74	794	52.65	296	19.63

 CWSN	LD	VI	HI	S&LD	ID	Oth
	0	7	1	0	1	3

 Management	Government		Government-aided	
	Number	%	Number	%
	166	11.01	1342	88.99

### Average Performance of Students in Language (%)

Overall	Gender		Area		Management		Social Group			
	Male	Female	Rural	Urban	Govt.	Aided	SC	ST	OBC	GEN
55.41	53.69	57.07	56.39	54.93	65.10	54.21	59.74	62.43	53.09	54.03

## Performance on Learning Outcomes (LOs)

Learning Outcomes	Description	Average Performance(%)
L504	Reads and comprehends independently storybooks, news items/ headlines, advertisements etc.	52.75
L508	Reads text with comprehension, locates details and sequence of events	56.74

Range of Performance of Students who Answered Correctly							
Below 30%		30% - 50%		50% - 75%		Above 75%	
Number	%	Number	%	Number	%	Number	%
245	16.25	379	25.13	576	38.20	308	20.42

## Lowest Performing Learning Outcomes (LOs)

- 1 - Reads and comprehends independently storybooks, news items/ headlines, advertisements etc. (52.75)
- 2 - Reads text with comprehension, locates details and sequence of events (56.74)